

Silencers

Series: 2901 - 2903 - 2921 - 2931 - 2928 - 2929 - 2938 - 2939 - 2905
 Ports: M5, G1/8, G1/4, G3/8, G1/2, G3/4, G1
 Ø 4; 6; 8; 10; 12 mm

SILENCERS



The silencers are indispensable elements for eliminating or reducing the characteristic noise of compressed air during discharge operations. They should always be placed on the outlets of 3/2, 5/2 or 5/3-way valves. When carrying out maintenance, the silencers should be degreased using white spirit or paraffin and compressed air blown through them in the opposite direction to operation.

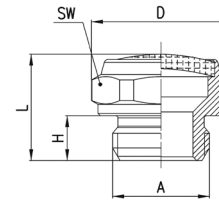
Flow rate: determined with inlet supply 6 bar and output in atmosphere.

Noise level: determined through a test which is carried out using a phonometer. Placing the phonometer one meter away from the application at the same height for a period of ten seconds gives an average reading of the noise generated.

GENERAL DATA

Construction	body with male and female thread
Materials used for body	2901 - 2903: brass 2921 - 2931: coppering steel 2928 - 2929: polyethylene 2938 - 2939: polyethylene
Materials used for silencing	2901 - 2903: stainless steel 2921 - 2931: bronze (sintered) 2928 - 2929: polyethylene (sintered) 2938 - 2939: polyethylene (sintered)
Ports	M5 - G1/8 - G1/4 - G3/8 - G1/2 - G3/4 - G1 Ø 4; 6; 8; 10; 12 mm

Silencers Series 2901

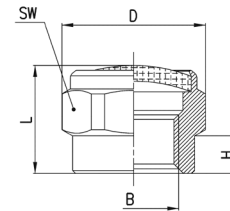


DIMENSIONS									
Mod.	A	D	H	L	SW	Max operating pressure (bar)	Flow rate (NL/min)	Noise db (A)	
2901 M5	* M5	9	4	8.5	8	10	150	66	* sintered bronze silencer element
2901 1/8	G1/8	15.3	5	12	14	10	700	76	
2901 1/4-17	G1/4	18.5	6	14	17	10	1000	78	
2901 1/4-22	G1/4	23.5	6	15	22	10	1600	80	
2901 3/8	G3/8	23.5	7	16	22	10	1500	76	
2901 1/2	G1/2	29.5	8	17.5	27	10	3400	86	
2901 3/4	G3/4	34	9	20	32	6	4100	87	
2901 1	G1	43	11	24.5	40	6	7600	88	

SIL1



Silencers Series 2903

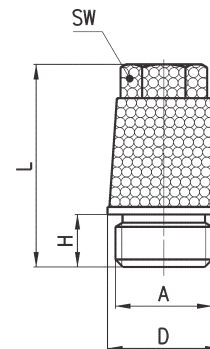


DIMENSIONS								
Mod.	B	D	H	L	SW	Max. Oper. Pressure	Flow rate NL/Min	Noise db (A)
2903 1/8	G1/8	15,3	4	11	14	10	700	74

SIL1



Silencers Series 2921

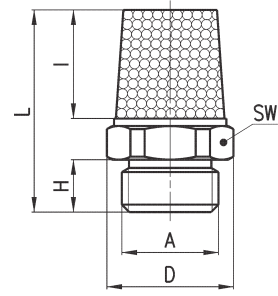


DIMENSIONS								
Mod.	A	D	H	L	SW	Max. Oper. Pressure	Flow rate NL/Min	Noise db (A)
2921 1/8	G1/8	12	4,5	21,5	8	10	1730	81
2921 1/4	G1/4	15	6	28	10	10	3300	85
2921 3/8	G3/8	19	8	37	13	10	4250	79
2921 1/2	G1/2	23	9	43,5	15	10	6800	87
2921 3/4	G3/4	30	10	56	19	10	9800	84
2921 1	G1	37	12	67	24	10	10900	86

SIL1



Silencers Series 2931



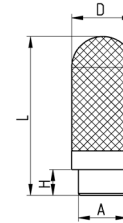

DIMENSIONS										
Mod.	A	D	H	I	L	SW	Max. Oper. Pressure	Flow rate NI/Min	Noise db (A)	
2931 M5	M5	7,7	4	8	16,5	7	10	450	69	
2931 M7	M7	9	5	8,5	20	8	10	1130	76	
2931 1/8	G1/8	13	4,5	13	21	12	10	1927	88	
2931 1/4	G1/4	16,2	6	16,5	27	15	10	3200	86	
2931 3/8	G3/8	20	7	23	35,5	19	10	4560	81	
2931 1/2	G1/2	24,5	8	28	42	23	10	6800	87	
2931 3/4	G3/4	32	9	37	54	30	10	9600	84	
2931 1	G1	38,5	11	47	67	36	10	10800	86	

SIL 1



Silencers Series 2928

New



DIMENSIONS							
Mod.	A	D	H	L	Max. Oper. Pressure	Flow rate NI/Min	Noise db (A)
2928 M5	M5	6,5	4	21,5	10	320	69
2928 1/8	G1/8	12,9	6,5	34,5	10	1450	67
2928 1/4	G1/4	16,6	7	42,5	10	2730	72
2928 3/8	G3/8	18,8	11,5	67,5	10	6450	74
2928 1/2	G1/2	24,8	10,5	79,5	10	8350	87
2928 3/4	G3/4	38	15	139	10	14475	96

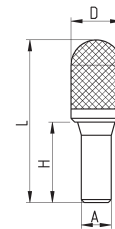
SIL 1



Operating temperature:
- 40 / + 80 °C

Silencers Series 2929

New



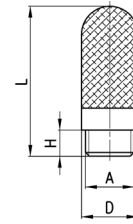

DIMENSIONS							
Mod.	A	D	H	L	Max. Oper. Pressure	Flow rate NI/Min	Noise db (A)
2929 4	4	7	15,5	31,5	10	380	66
2929 6	6	12,5	20,5	45	10	660	80
2929 8	8	13,5	21,5	43,5	10	1300	83
2929 10	10	15,5	26,5	57,5	10	2800	92
2929 12	12	18,5	29	83	10	4200	94

SIL 1



Operating temperature:
- 40 / + 80 °C

Silencers Series 2938

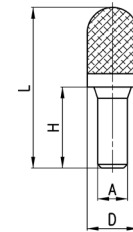


DIMENSIONS							
Mod.	A	D	H	L	Max. Oper. Pressure	Flow rate NI/Min	Noise db (A)
2938 M5	M5	6,5	4,1	23	10	546	67
2938 1/8	G1/8	12,5	5,7	34	10	1441	75
2938 1/4	G1/4	15,5	7	42,5	10	2752	79
2938 3/8	G3/8	18,5	11,5	67,5	10	4735	73
2938 1/2	G1/2	23,5	11	77	10	8534	86

SIL1



Silencers Series 2939



DIMENSIONS							
Mod.	A	D	H	L	Max. Oper. Pressure	Flow rate NI/Min	Noise db (A)
2939 4	4	7	16	32	10	335	80
2939 6	6	12,5	20,5	45	10	632	79 *
2939 8	8	13,5	21,5	43,5	10	1229	89 *
2939 10	10	15,5	26,5	57,5	10	2650	87 *

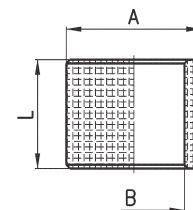
SIL1



Silencing bush Series 2905



For flow control valves Mod. SCO and MCO
(see the dedicated section)



DIMENSIONS			
Mod.	A	B	L
2905 1/8	14	10	14.5
2905 1/4	18	13.5	14.5
2905 3/8	21	16.8	14.5