

Steckverschraubungen Superrapid in Edelstahl 1.4404 Serie X6000

Durchmesser: \varnothing 4, 6, 8, 10, 12 mm

Anschlüsse: G1/8", G1/4", G3/8", G1/2", R1/8", R1/4", R3/8", R1/2"

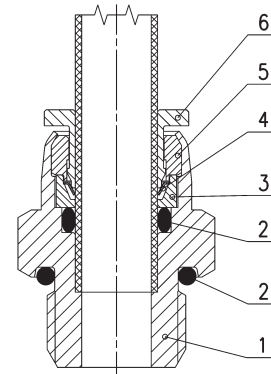


Die Produktpalette der Verschraubungen X6000 in Edelstahl 1.4404 erlaubt Verbindungen für Flüssigkeiten und aggressive Umgebungen. Diese Serie eignet sich auch für Anwendungen in der Pneumatik, Fluidtechnik, Chemie, Medizin, der Lebensmittel- und Verpackungsindustrie.

ALLGEMEINE KENNGRÖSSEN

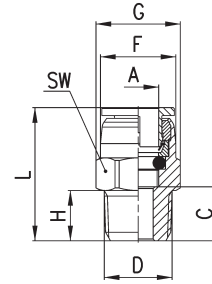
Durchmesser	\varnothing 4, 6, 8, 10, 12 mm	
Gewinde	R konisch ISO 7 (BSPT) G zylindrisch ISO 228 (BSP)	andere auf Anfrage
Umgebungstemperatur	-15°C ÷ 150°C (rohr- und druckabhängig)	
Rohrwerkstoff	Polyamid 6 - 11 - 10.12 - 12, Polyethylen, Polyurethan, PTFE	
Medium	Druckluft und Trinkwasser (andere Medien auf Anfrage)	
Werkstoffe	1 = Körper 2 = Dichtungen 3 = Führungsring 4 = Haltezange 5 = Stützring 6 = Lösering	Edelstahl 1.4404 FKM Lebensmittel geeignet Edelstahl 1.4404 Edelstahl 1.4310 Edelstahl 1.4404 Edelstahl 1.4404
Betriebsdruck	Max. 18 bar (rohrabhängig)	Bitte technische Daten der verwendeten Rohre beachten.

Funktionsprinzip



Gerade Einschraub-Verschraubung Mod. X6510

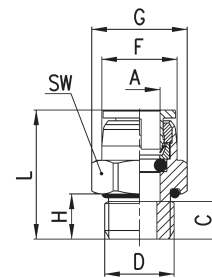
Konisch



PRODUKTÜBERSICHT										
Mod.	A	C	D	F	G	H	L	SW	Gewicht (g)	VE
X6510 4-1/8	4	8	R1/8	9.7	-	8	20.5	10	9	10
X6510 4-1/4	4	10	R1/4	9.7	-	10	22.5	14	15	10
X6510 6-1/8	6	8	R1/8	11.6	13.4	8	21.5	12	10	10
X6510 6-1/4	6	10	R1/4	11.6	15.2	10	23.5	14	17	10
X6510 8-1/8	8	8.5	R1/8	14.7	17	8	24.6	15	16	10
X6510 8-1/4	8	10	R1/4	14.7	17	10	26.1	15	20	10
X6510 10-1/4	10	11	R1/4	17.4	20.8	10	28.2	19	28	10
X6510 10-3/8	10	12	R3/8	17.4	20.8	11	29.2	19	35	10
X6510 10-1/2	10	14	R1/2	17.4	24.6	13	31.2	22	55	10
X6510 12-1/4	12	12	R1/4	20	-	10	31	22	42	10
X6510 12-3/8	12	12.5	R3/8	20	-	11	31.5	22	44	10
X6510 12-1/2	12	14.5	R1/2	20	-	13	33.5	22	59	10

Gerade Einschraub-Verschraubung Mod. X6512

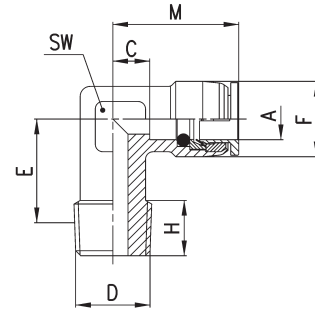
Mit O-Ring montiert, zylindrisch



PRODUKTÜBERSICHT										
Mod.	A	C	D	F	G	H	L	SW	Gewicht (g)	VE
X6512 4-1/8	4	5.7	G1/8	9.7	-	5.7	18.2	14	11	10
X6512 4-1/4	4	6.4	G1/4	9.7	-	6	18.9	17	18	10
X6512 6-1/8	6	6.7	G1/8	11.6	15	5.7	20.2	14	12	10
X6512 6-1/4	6	6.5	G1/4	11.6	-	6	20	17	19	10
X6512 8-1/8	8	8.7	G1/8	14.7	-	5.7	24.8	15	18	10
X6512 8-1/4	8	6	G1/4	14.7	-	6	22.1	17	21	10
X6512 10-1/4	10	8.5	G1/4	17.4	-	6	25.7	19	28	10
X6512 10-3/8	10	6.5	G3/8	17.4	-	6.5	23.7	22	29	10
X6512 10-1/2	10	11.5	G1/2	17.4	30	9.5	28.7	27	60	10
X6512 12-1/4	12	8.5	G1/4	20	-	6	27.5	22	40	10
X6512 12-3/8	12	9	G3/8	20	-	6.5	28	22	42	10
X6512 12-1/2	12	12.5	G1/2	20	30	9.5	31.5	27	71	10

Winkel-Einschraub-Verschraubung Mod. X6500

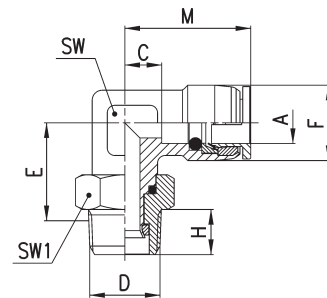
Konisch



PRODUKTÜBERSICHT										
Mod.	A	C	D	E	F	H	M	SW	Gewicht (g)	VE
X6500 4-1/8	4	7.8	R1/8	12.5	11	8	20.3	12	22	10
X6500 6-1/8	6	8.8	R1/8	12.5	11.9	8	22.3	12	20	10
X6500 6-1/4	6	8.8	R1/4	12	11.9	9	22.3	12	24	10
X6500 8-1/8	8	8.4	R1/8	15	15	8	24.5	12	26	10
X6500 8-1/4	8	8.4	R1/4	14	15	10	24.5	12	25	10
X6500 10-1/4	10	8.7	R1/4	15	17.4	10	25.9	14	36	10
X6500 10-3/8	10	8.7	R3/8	15	17.4	10.8	25.9	14	41	10
X6500 12-1/4	12	9.5	R1/4	16	20	10	28.5	17	49	10
X6500 12-3/8	12	9.5	R3/8	16	20	12	28.5	17	55	10

Winkel-Einschraub-Verschraubung Mod. X6520

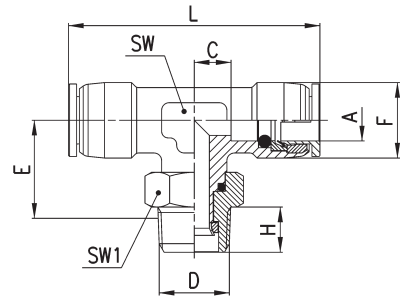
Konisch, drehbar



PRODUKTÜBERSICHT											
Mod.	A	C	D	E	F	H	M	SW	SW1	Gewicht (g)	VE
X6520 4-1/8	4	4.3	R1/8	15.3	10	8	16.8	12	12	20	10
X6520 4-1/4	4	4.3	R1/4	15.8	10	10	16.8	12	15	24	10
X6520 6-1/8	6	8.8	R1/8	15.3	11.9	8	22.3	12	12	24	10
X6520 6-1/4	6	5.8	R1/4	19.8	13	10	19.3	14	15	33	10
X6520 8-1/8	8	9.4	R1/8	19.5	15	8	25.5	14	12	41	10
X6520 8-1/4	8	9.4	R1/4	19.8	15	10	25.5	14	15	44	10
X6520 10-1/4	10	10.7	R1/4	20.6	17.4	10	27.9	17	15	57	10
X6520 10-3/8	10	10.7	R3/8	20.9	17.4	11	27.9	17	19	65	10
X6520 12-1/4	12	9.5	R1/4	21.1	20	10	28.5	17	15	55	10
X6520 12-3/8	12	9.5	R3/8	20.9	20	11	28.5	17	19	65	10
X6520 12-1/2	12	9.5	R1/2	19.4	20	13	28.5	17	22	80	10

T-Einschraub-Verschraubung Mod. X6430

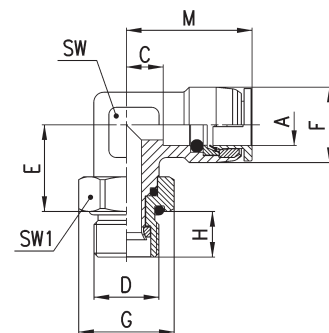
Konisch, drehbar



PRODUKTÜBERSICHT												
Mod.	A	C	D	E	F	H	L	SW	SW1	Gewicht (g)	VE	
X6430 4-1/8	4	4.3	R1/8	15.3	10	8	33.6	12	12	33	10	
X6430 4-1/4	4	4.3	R1/4	15.8	10	10	33.6	12	15	41	10	
X6430 6-1/8	6	8.8	R1/8	16.1	11.9	8	44.6	12	12	33	10	
X6430 6-1/4	6	5.8	R1/4	18.6	13	10	38.6	14	15	45	10	
X6430 8-1/8	8	8.3	R1/8	17.3	15	8	48.8	14	12	46	10	
X6430 8-1/4	8	8.3	R1/4	18.5	15	10	48.8	14	15	54	10	
X6430 10-1/4	10	10.7	R1/4	21.1	17.4	10	55.8	17	15	77	10	
X6430 10-3/8	10	10.7	R3/8	20.9	17.4	11	55.8	17	19	84	10	
X6430 12-1/4	12	9.5	R1/4	21.1	20	10	57	17	15	79	10	
X6430 12-3/8	12	9.5	R3/8	20.9	20	11	57	17	19	87	10	
X6430 12-1/2	12	15.6	R1/2	19.4	20	13	57	17	22	100	10	

Winkel-Einschraub-Verschraubung Mod. X6522

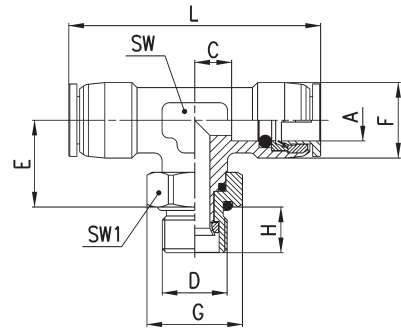
Mit O-Ring montiert, zylindrisch, drehbar



PRODUKTÜBERSICHT												
Mod.	A	C	D	E	F	G	H	M	SW	SW1	Gewicht (g)	VE
X6522 4-1/8	4	4.3	G1/8	15.3	10	15	6.5	16.8	12	14	22	10
X6522 4-1/4	4	4.3	G1/4	15.7	10	18.5	9	16.8	12	17	25	10
X6522 6-1/8	6	8.8	G1/8	15.3	11.9	15	6.5	22.3	12	14	26	10
X6522 6-1/4	6	5.8	G1/4	18.7	13	18.5	9	19.3	14	17	40	10
X6522 8-1/8	8	9.4	G1/8	19.5	15	15	6.5	25.5	14	14	43	10
X6522 8-1/4	8	9.4	G1/4	18.7	15	18.5	9	25.5	14	17	46	10
X6522 10-1/4	10	10.7	G1/4	19.5	17.4	18.5	9	27.9	17	17	59	10
X6522 10-3/8	10	10.7	G3/8	20.4	17.4	24	9	27.9	17	22	72	10
X6522 12-1/4	12	9.5	G1/4	20	20	18.5	9	28.5	17	17	63	10
X6522 12-3/8	12	9.5	G3/8	20.4	20	24	9	28.5	17	22	73	10
X6522 12-1/2	12	9.5	G1/2	20.4	20	30	9.5	28.5	17	27	83	10

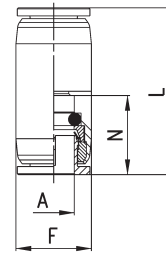

T-Einschraub-Verschraubung Mod. X6432

Mit O-Ring montiert, zylindrisch, drehbar



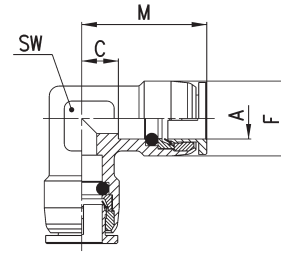
PRODUKTÜBERSICHT												
Mod.	A	C	D	E	F	G	H	L	SW	SW1	Gewicht (g)	VE
X6432 4-1/8	4	4.3	G1/8	15.3	10	15	6.5	33.6	12	14	33	10
X6432 4-1/4	4	4.3	G1/4	15.7	10	18.5	9	33.6	12	17	46	10
X6432 6-1/8	6	8.8	G1/8	16.1	11.9	15	6.5	44.6	12	14	35	10
X6432 6-1/4	6	5.8	G1/4	17.5	13	18.5	9	38.6	14	17	47	10
X6432 8-1/8	8	8.3	G1/8	17.3	15	15	6.5	48.8	14	14	52	10
X6432 8-1/4	8	8.3	G1/4	17.4	15	18.5	9	48.8	14	17	57	10
X6432 10-1/4	10	10.7	G1/4	20	17.4	18.5	9	55.8	17	17	79	10
X6432 10-3/8	10	10.7	G3/8	20.4	17.4	24	9	55.8	17	22	91	10
X6432 12-1/4	12	9.5	G1/4	20	20	18.5	9	57	17	17	82	10
X6432 12-3/8	12	9.5	G3/8	20.4	20	24	9	57	17	22	94	10
X6432 12-1/2	12	9.5	G1/2	20.4	20	30	9.5	57	17	27	115	10

Gerader Verbinder Mod. X6580



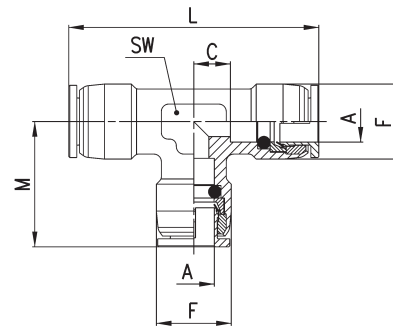
PRODUKTÜBERSICHT						
Mod.	A	F	L	N	Gewicht (g)	VE
X6580 4	4	10	26.5	12.5	10	10
X6580 6	6	12	28.4	13.5	15	10
X6580 8	8	15	33.7	16.1	26	10
X6580 10	10	18	36.4	17.2	39	10
X6580 12	12	20	41	19	54	10

Winkel-Anschluss Mod. X6550



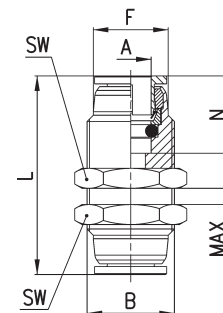
PRODUKTÜBERSICHT							
Mod.	A	C	F	M	SW	Gewicht (g)	VE
X6550 4	4	7.8	11	20.3	12	22	10
X6550 6	6	8.8	11.9	22.3	12	23	10
X6550 8	8	8.4	15	24.5	12	28	10
X6550 10	10	8.7	17.4	25.9	14	42	10
X6550 12	12	9.5	20	28.5	17	58	10

T-Anschluss Mod. X6540



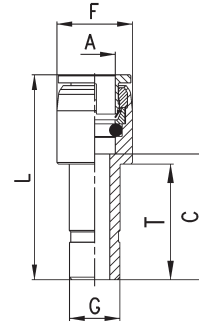
PRODUKTÜBERSICHT								
Mod.	A	C	F	L	M	SW	Gewicht (g)	VE
X6540 4	4	8.8	11	42.6	21.3	12	32	10
X6540 6	6	8.8	11.9	44.6	22.3	12	33	10
X6540 8	8	8.4	15	49	24.5	12	44	10
X6540 10	10	8.7	17.4	51.8	25.9	14	54	10
X6540 12	12	9.5	20	57	28.5	17	80	10

Gerade Schottverschraubung Mod. X6590



PRODUKTÜBERSICHT									
Mod.	A	B	F	L	N	MAX	SW	Gewicht (g)	VE
X6590 4	4	M11X1	9.7	29	12.5	6	14	17	10
X6590 6	6	M13X1	11.6	34	13.5	9	17	29	10
X6590 8	8	M16X1	14.7	37.2	16.1	9	19	40	10
X6590 10	10	M19X1	17.4	43.4	17.2	11	22	62	10
X6590 12	12	M22X1	20	50	19	15	27	103	10

Reduzierung Mod. X6800



PRODUKTÜBERSICHT								
Mod.	A	C	F	G	L	T	Gewicht (g)	VE
X6800 4-6	4	16.8	10	6	29.3	15.3	7	10
X6800 4-8	4	19.8	10	8	32.3	17.8	10	10
X6800 6-8	6	19.8	12	8	33.5	17.8	11	10
X6800 6-10	6	22.6	12	10	36	21.6	12	10
X6800 6-12	6	23	12	12	36.5	-	19	10
X6800 8-10	8	22.5	15	10	38.6	20	14	10
X6800 8-12	8	24.5	15	12	40.6	23	21	10
X6800 10-12	10	26	18	12	43.2	23	27	10

STECKVERSCHRAUBUNGEN SUPERRAPID IN EDELSTAHL SERIE X6000